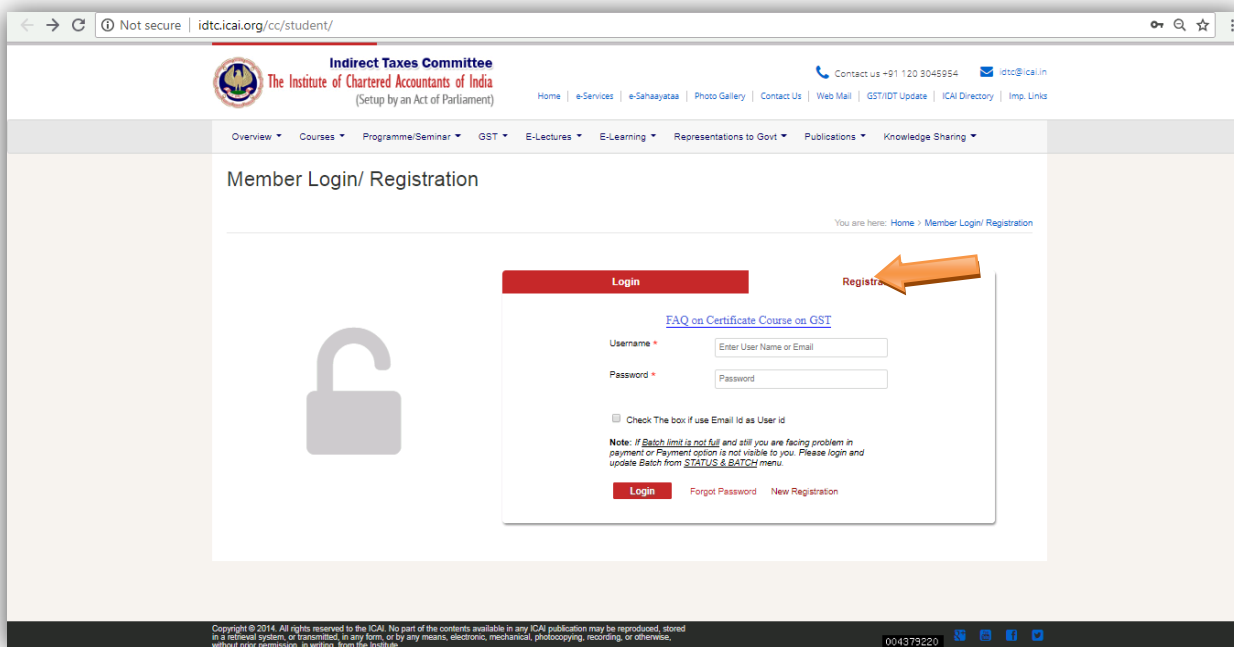




Certificate Course on GST Registration Process

- Open this link: <http://idtc.icai.org/cc/student/> after Click Registration tab.



- Read HOW TO REGISTER after read close this window.

!! HOW TO REGISTER !!

You are here: [Home](#) > [Registration know](#)

How to make registration?

Ans. Please follow the below mentioned steps :-

"No Refund would be given after payment made for the course in case member is unable to attend the course. Refund will be eligible only in case of cancellation of batch"

1. Visit link <http://idtc.icai.org/cc/student> (preferably supported by google chrome).
2. Select the branch and batch.
3. Read carefully batch details, E.g. venue & dates.
4. Enter all requisite information E.g. Username, Email id, Mobile no, password etc.
5. Please enter correct email id at point no. 4, otherwise activation link will not be send at your id.
6. After filing of details at point no 4, an activation link will be send at your email id.
7. Open the activation link and enter your user id & password.
8. Enter all the required fields and upload the scanned photograph up to 100kb with membership card.
9. Proceed for the payment.
10. Only after completion of payment your registration will be considered as confirmed.



- Fill registration detail then proceed.

You are here: [Home](#) > [Member Login/ Registration](#)

Login **Registration**

Fields marked with red bullet(*) are mandatory.

[FAQ on Certificate Course on GST](#)

Membership Number *

Date of birth *

Select Branch *

Batch *

Venue :

Dates :

Proceed

Note: Branch Name will be revealed in Select Branch Option only if Certificate Course is conducted by a particular Branch/Region. If Select Branch Option doesn't show any particular Branch/Region it means no batch announced at that Branch/Region.



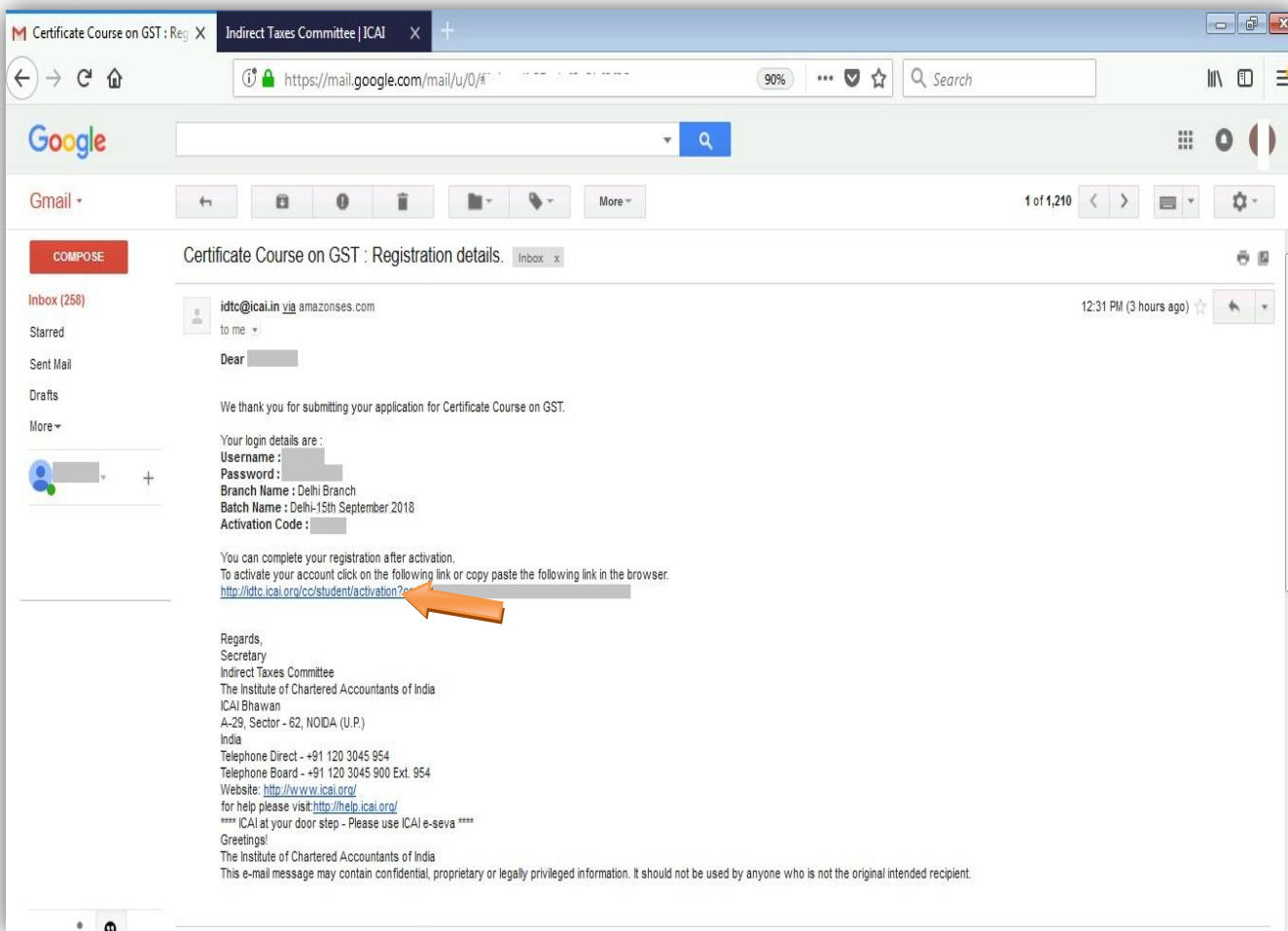
- Fill user detail then Click submit button.

Login	Registration
Fields marked with red bullet(*) are mandatory.	
FAQ on Certificate Course on GST	
Username *	<input type="text"/>
Email ID *	<input type="text"/>
Mobile Number *	<input type="text"/>
Your password must contain at least one uppercase, lowercase, number, special character and minimum 8 characters in length. Password *	<input type="password"/>
Confirm Password *	<input type="password"/>
Secret Question *	What was your First School ▼
Answer of Secret Question *	<input type="text"/>
Submit	
You will Received and Activation URL and Activation CODE in your Email ID.	
[IMPORTANT : CHECK EMAIL ID, Password before submit]	
 Note: Branch Name will be revealed in Select Branch Option only if Certificate Course is conducted by a particular Branch/Region. If Select Branch Option doesn't show any particular Branch/Region it means no batch announced at that Branch/Region.	

Registration Successful. Check your Email	
Login	Registration
Fields marked with red bullet(*) are mandatory.	



- Check your email and click activation link write your activation code then click submit button.



- Copy activation code and paste and submit then automatically 1st time login.

Enter Activation Code **Submit**



- When you want to login next time you can use Login tab fill User name & Password then click Login button.

Login **Registration**

[FAQ on Certificate Course on GST](#)

Username *

Password *

Check The box if use Email Id as User id

Note: If *Batch limit is not full* and still you are facing problem in payment or Payment option is not visible to you. Please login and update Batch from STATUS & BATCH menu.

Login [Forgot Password](#) [New Registration](#)

- After Login open Student Dashboard then click registration Menu for fill registration form.





- Open certificate Course on GST Registration form.
 - 1st Tab Check Status and Select Batch

idtc.icai.org/cc/student/member-detail

Certificate Course on GST Registration

STATUS & BATCH MEMBER DATA PHOTO & SIGNATURE CONFIRMATION AND PAYMENT

Note: Your registration will only be complete after making an Online Payment .

Registration Status	
1. MEMBER DATA	Incomplete
<i>Personal/Professional/Correspondence Address etc to be filled in</i>	
2. PHOTO & MEMBERSHIP CARD	Incomplete
<i>Upload Passport size Color photo and Membership Card here</i>	
3. CONFIRMATION AND PAYMENT	Incomplete
<i>Complete your payment to complete registration.</i>	

Update/Change Batch (Before Confirmation & Payment)

Select Branch for Course*

Batch *

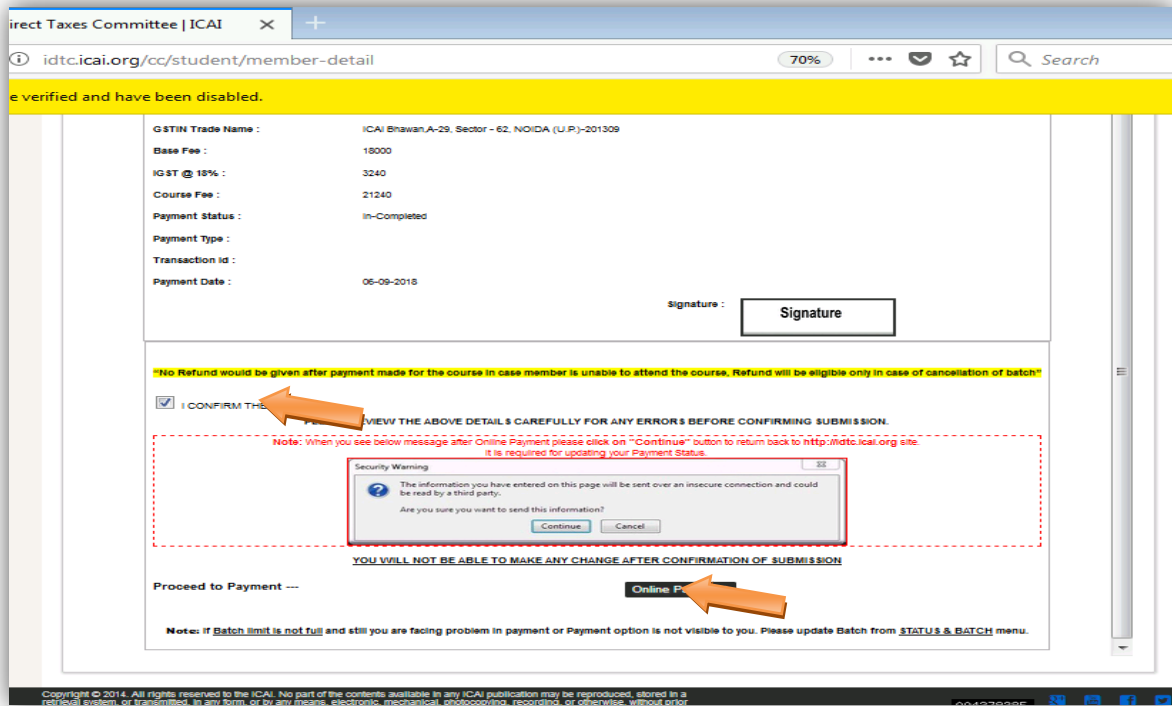
Proceed

Note: If Batch limit is not full and still you are facing problem in payment or Payment option is not visible to you. Please update your Batch.

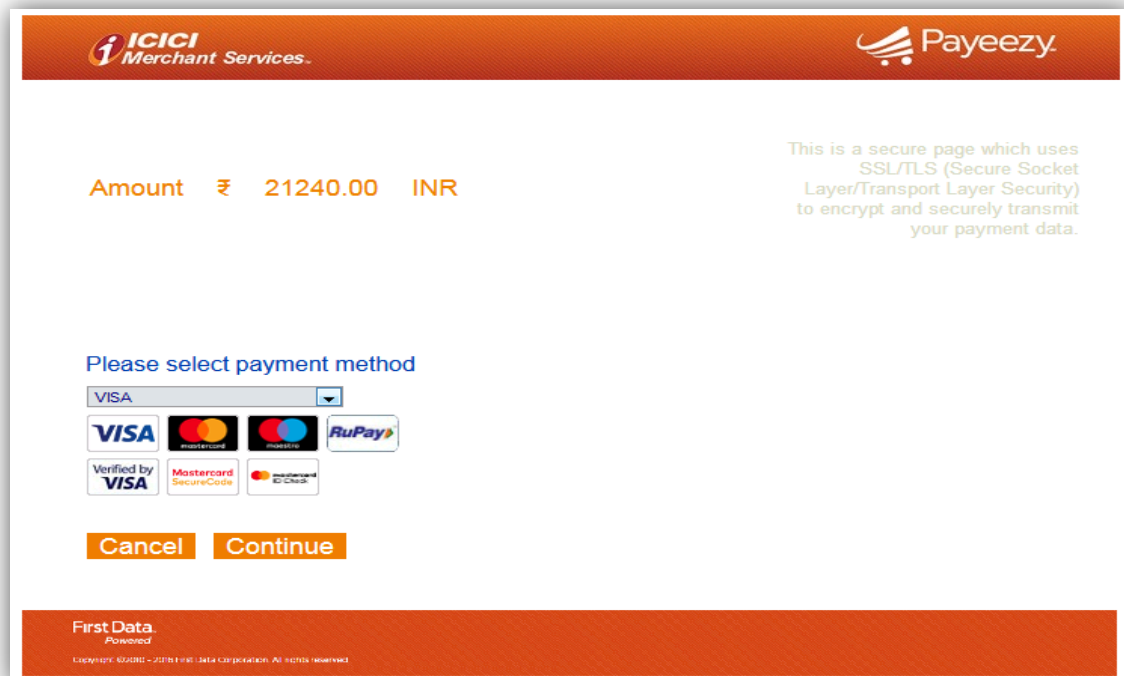
Copyright © 2014. All rights reserved to the ICAI. No part of the contents available in any ICAI publication may be reproduced, stored in a retrieval system, or transmitted, in any form, or by any means, electronic, mechanical, photocopying, recording, or otherwise, without prior permission, in writing, from the Institute. 004379316



- 4th tab you check all detail and select checkbox to confirm then click online payment.



- Make payments.





- After payment download or print registration form.

Street/ Road	deidstg	Organization	dgsdgsdgsdgsfgdgsfg
Area	sdfg	Organization Address	dfgdsgsdgsdgsfgdgsdgsdg
City/Town/District :	dfg		
Pin Code :	402001		
State :	Delhi		

Payment Details

GSTIN no :	09AAAAT7798M3ZF
GSTIN Trade Name :	ICAI Bhawan,A-29, Sector - 62, NOIDA (U.P.)-201309
Base Fee :	20000
CGST @ 9% :	1800
SGST @ 9% :	1800
Course Fee :	23600
Payment Status :	Done
Payment Type :	Online
Transaction Id :	
Payment Date :	06-09-2018

Signature :

Signature

[Print](#)

Note: If Batch limit is not full and still you are facing problem in payment or Payment option is not visible to you. Please update Batch from STATUS & BATCH menu.